Why invest in STRABAG

Investment Case

©nblxer/stock.adobe.com

STRABAG
WORK ON PROGRESS

Disclaimer

This presentation is made by STRABAG SE (the "Company“) solely for use at investor meetings and is furnished to you solely for your information.
This presentation speaks as of April 2026. The facts and information contained herein might be subject to revision in the future. Neither the delivery of this presentation nor any further discussions of the Company with any of the recipients shall, under any circumstances, create any implication that there has been no change in the affairs of the Company since such date. None of the Company or any of its parents or subsidiaries or any of such person's directors, officers, employees or advisors nor any other person (i) accepts any obligation to update any information contained herein or to adjust it to future events or developments or (ii) makes any representation or warranty, express or implied, as to, and no reliance should be placed on, the accuracy or completeness of the information contained in this presentation. None of the Company or any of its parents or subsidiaries or any of their directors, officers, employees and advisors nor any other person shall have any liability whatsoever (in negligence or otherwise) for any loss howsoever arising, directly or indirectly, from any use of this presentation. The same applies to information contained in other material made available at the meeting.
This document is selective in nature and is intended to provide an introduction to, and overview of, the business of the Company. Where any information and statistics are quoted from any external source, such information or statistics should not be interpreted as having been adopted or endorsed by the Company as being accurate. This presentation contains forward-looking statements relating to the business, financial performance and results of the Company and/or the industry in which the Company operates. These statements generally are identified by words such as "believes", "expects", "predicts", "intends", "projects", "plans", "estimates", "aims", "foresees", "anticipates", "targets", and similar expressions. The forward-looking statements, including but not limited to assumptions, opinions and views of the Company or information from third party sources, contained in this presentation are based on current plans, estimates, assumptions and projections and involve uncertainties and risks. Various factors could cause actual future results, performance or events to differ materially from those described in these statements. The Company does not represent or guarantee that the assumptions underlying such forward-looking statements are free from errors nor do they accept any responsibility for the future accuracy of the opinions expressed in this presentation. No obligation is assumed to update any forward-looking statements.
By accepting this presentation, you acknowledge that you will be solely responsible for your own assessment of the market and of the market position of the Company and that you will conduct your own analysis and be solely responsible for forming your own view of the potential future performance of the Company's business.

Rounding differences may occur due to the use of automated calculation aids.

Invest in four growth markets with one share



STRABAG
WORK ON PROGRESS

MOBILITY
INFRASTRUCTURE

Transforming how the world moves.

Transport networks in mature markets are ageing – while in CEE, many still require major expansion. Demand for **sustainable, safe and smart mobility infrastructure** is accelerating. Substantial public investments, such as Germany's € 500 billion Infrastructure Fund and the EU Cohesion Fund, benefit STRABAG's core markets.

DISCOVER MORE

ROADS	BRIDGES	TUNNELS	RAIL	WATERWAYS	PUBLIC TRANSPORT	PPP PROJECTS

WHY STRABAG WINS HERE

- **Leading market positions** in Germany, Austria and the CEE region
- **Expertise and proven track record** from microprojects to megaprojects
- **Robust supply chain:** 550 production sites, >80% asphalt produced in-house

31% *€ 9.6 bn*

of Group order backlog | 2025

4 # of production sites refers to STRABAG markets with a local presence

STRABAG
WORK ON PROGRESS

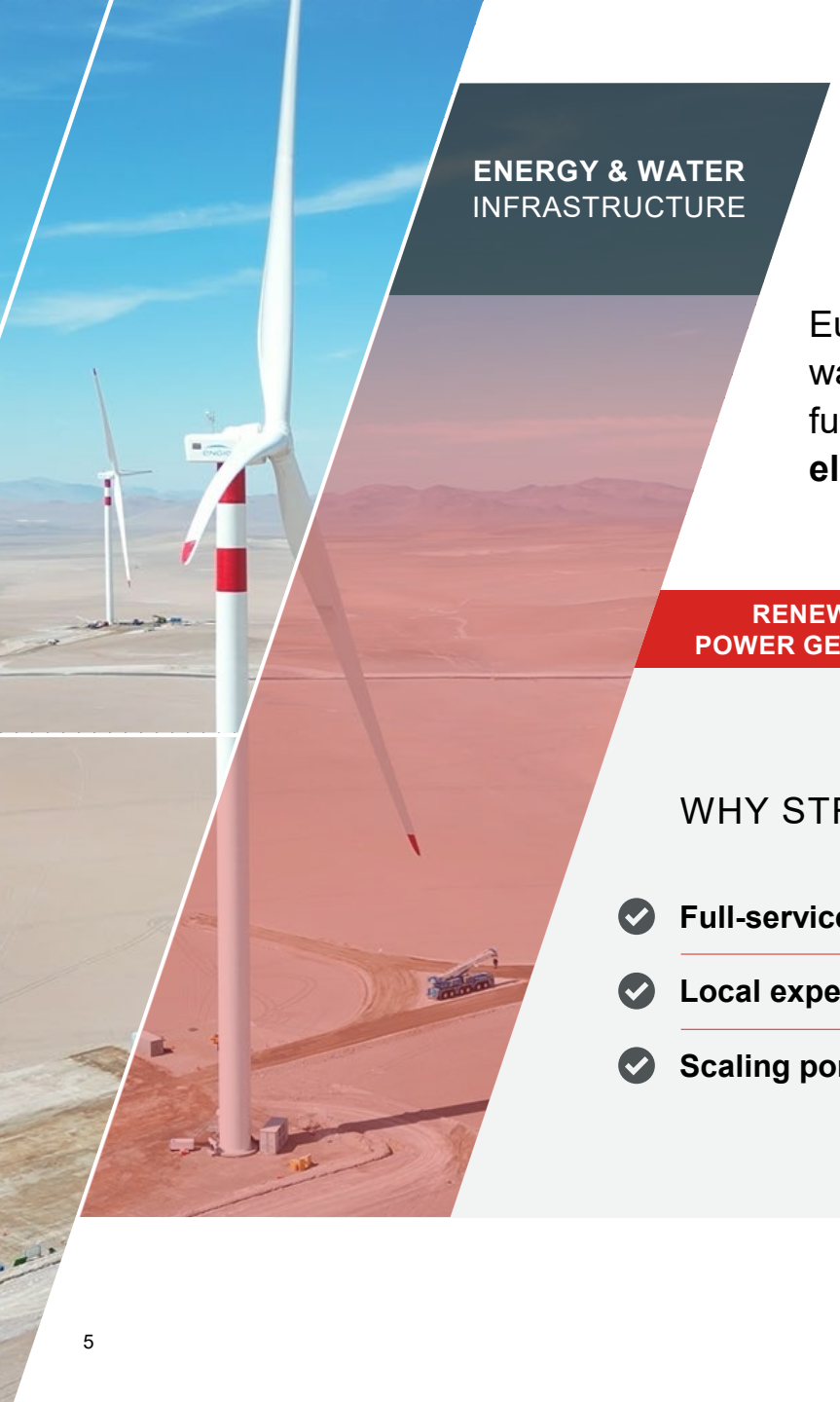

ENERGY & WATER
INFRASTRUCTURE

Fuelling systems for a changing climate.

Europe's water and power systems face major challenges. Nearly 25% of drinking water is lost to leaks, while grids race to support the clean energy shift. Strong public funding – over € 1 trillion from EU programmes – is driving growth, fuelled by **electrification**, **infrastructure renewal** and **climate adaptation**.

DISCOVER MORE

RENEWABLE POWER GENERATION	ENERGY TRANSMISSION & DISTRIBUTION NETWORKS	WATER & WASTEWATER TREATMENT	PIPELINES	WATER SUPPLY

WHY STRABAG WINS HERE

- **Full-service delivery** – design, build, operate, maintain & finance
- **Local expertise & central competence centres** drive execution excellence
- **Scaling portfolio** – organic growth and M&A in line with Strategy 2030

18% *€ 5.8 bn*

of Group order backlog | 2025

STRABAG
WORK ON PROGRESS

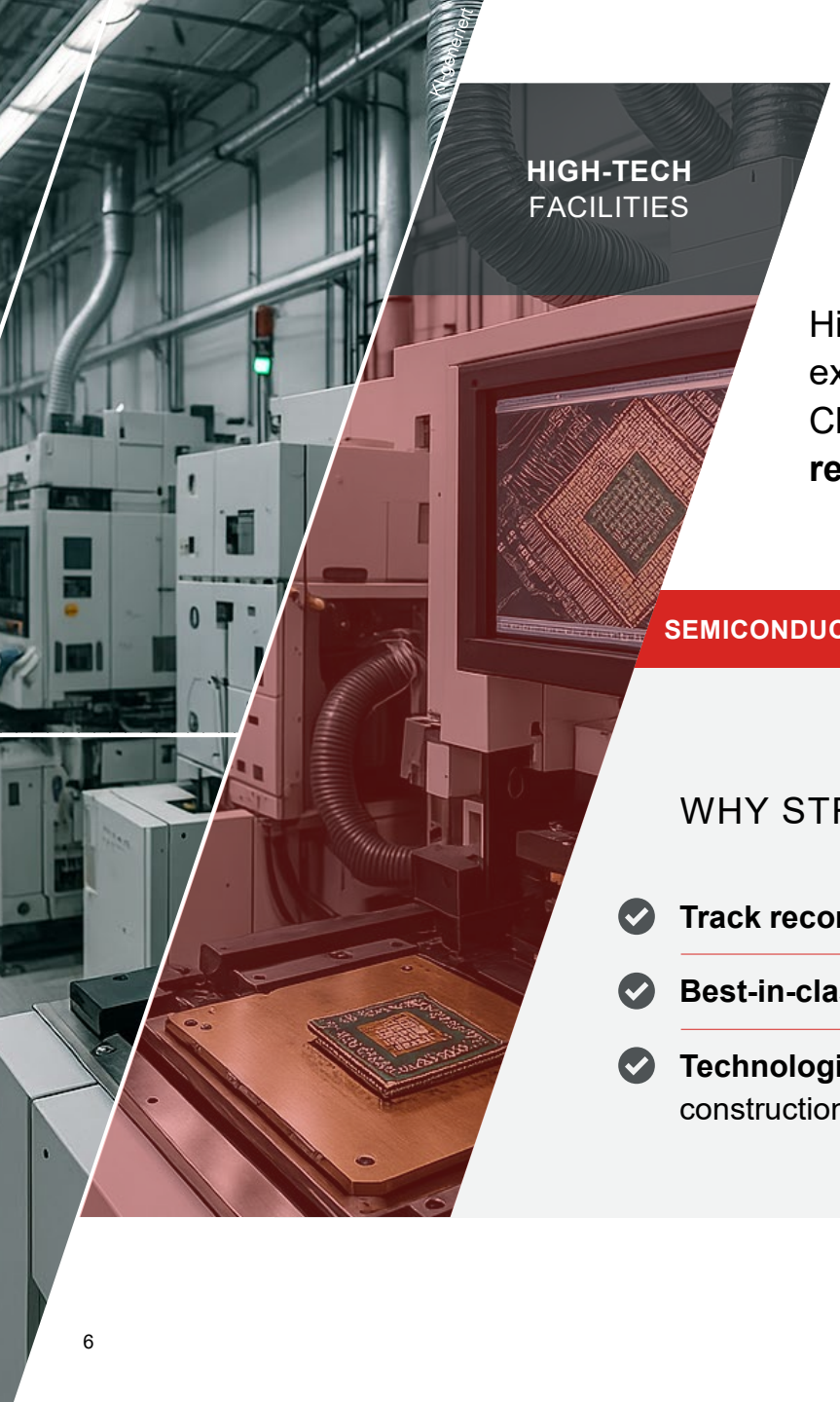

HIGH-TECH
FACILITIES

Construction for next-gen industries.

High-tech industries demand speed, precision and reliability. STRABAG has the expertise and capacity to deliver. Strong public support – € 43 billion from the EU Chips Act and € 90+ billion via Horizon Europe – is driving growth, fuelled by **reshoring**, **data expansion** and **sustainability requirements**.

DISCOVER MORE

SEMICONDUCTOR FABS	DATA CENTRES	ADVANCED MANUFACTURING FACILITIES	HEALTHCARE & LIFE SCIENCES	RESEARCH & INNOVATION

WHY STRABAG WINS HERE

- **Track record:** 15+ data centres and major chip fabs delivered in Europe
- **Best-in-class** time to market & precision in controlled environments
- **Technological leadership** built on long-standing expertise in high-sensitivity construction – aligned with STRABAG's Strategy 2030

6% *€ 2.0 bn*

of Group order backlog | 2025

STRABAG
WORK ON PROGRESS

BUILDING
DECARBONISATION

Driving the shift to low-carbon buildings.

Buildings are key to climate goals but largely outdated. STRABAG transforms them through **integrated FM and MEP solutions** in line with its Strategy 2030. Public funding exceeding € 400 billion from the EU Green Deal is driving growth, fuelled by high emissions, regulatory pressure and the push to double renovation rates by 2030.

DISCOVER MORE

BUILDING ENERGY UPGRADE	HVAC-R & SANITARY SYSTEMS	MEASUREMENT & CONTROL TECH	BUILDING AUTOMATION	BUILDING CERTIFICATION

WHY STRABAG WINS HERE

- **End-to-end expertise:** FM, MEP & energy upgrade from a single source
- **Trusted by real estate owners** – energy consulting & retrofit track record
- **Strong ESG positioning** with recurring, long-term revenue potential

4% *€ 1.2 bn*

of Group order backlog | 2025

7 MEP = Mechanical, Electrical & Plumbing | FM = Facility Management

STRABAG
WORK ON PROGRESS

Competitive advantage

As a vertically integrated construction technology group, STRABAG is a leading force in shaping the transformation of infrastructure and buildings.

STRABAG
WORK ON PROGRESS

Fully vertically integrated value chain

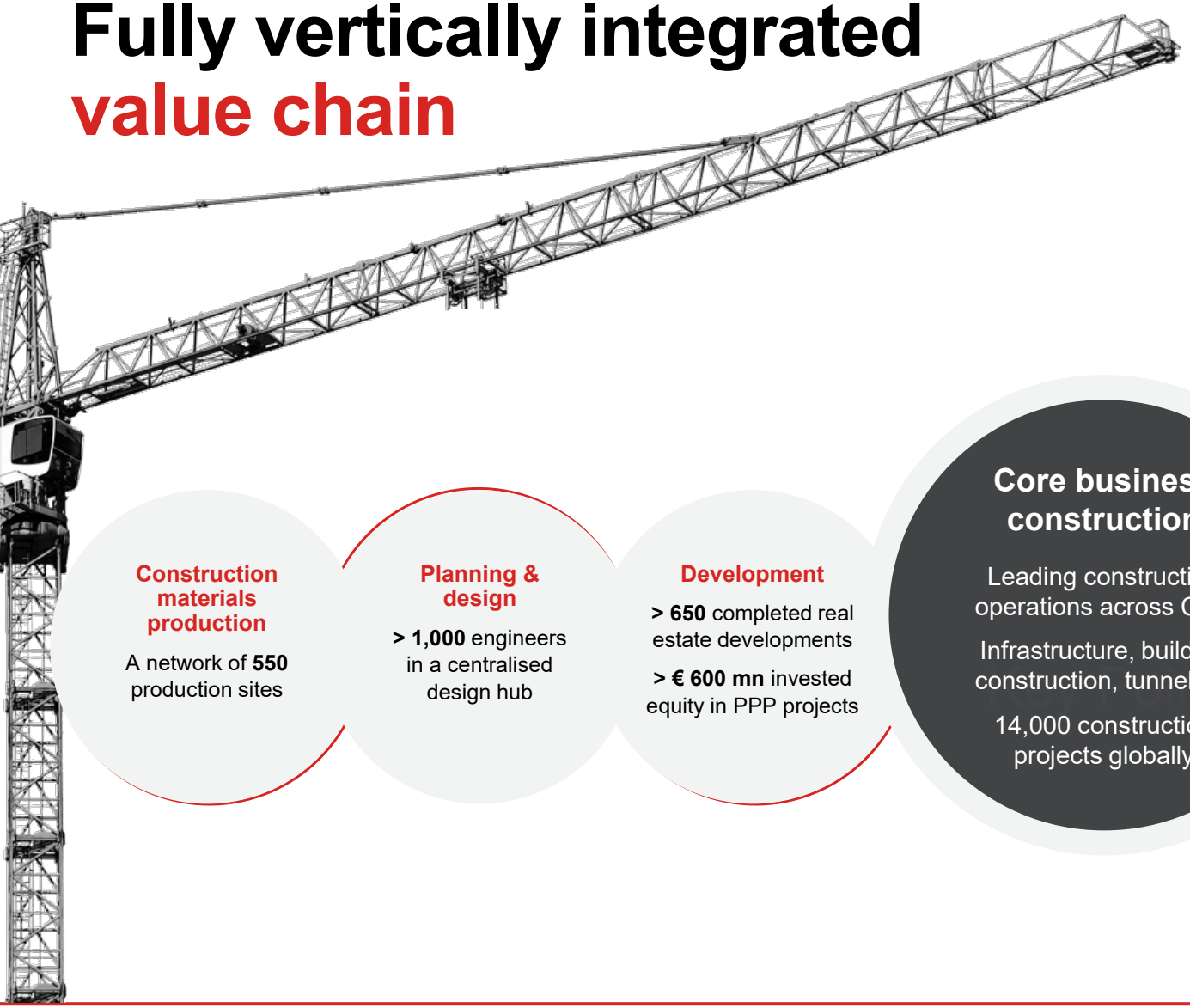

Construction materials production

A network of **550** production sites

Planning & design

> 1,000 engineers in a centralised design hub

Development

> 650 completed real estate developments

> € 600 mn invested equity in PPP projects

Core business construction

Leading construction operations across CEE

Infrastructure, building construction, tunnelling

14,000 construction projects globally

Building operations

One-stop shop for **building decarbonisation**

Reconstruction, conversion & refurbishment

Unique service portfolio through **BEST**AND **BEYOND**

Demolition & recycling

Shaping circularity through **Circular Construction & Technology Centres**

STRABAG
WORK ON PROGRESS

The STRABAG value proposition

Leading.

Strong market positions through **critical size**

Diversified.

Resilience through **4-fold diversification**

Innovative.

Innovation and sustainability through **technology leadership**

Financially strong.

Stability through **financial strength & effective risk management**

STRABAG
WORK ON PROGRESS

Strong market positions through critical size

With an annual output volume of € 20 billion, STRABAG is the **largest construction technology group** in **Central** and **Eastern Europe**.

In its European core markets, STRABAG is either the **market leader** or **ranks among the top three**.

The company's operations are primarily focused on Europe, Australia & the Middle East, and the Americas.

Global country network

with **market leading positions in CEE core markets**

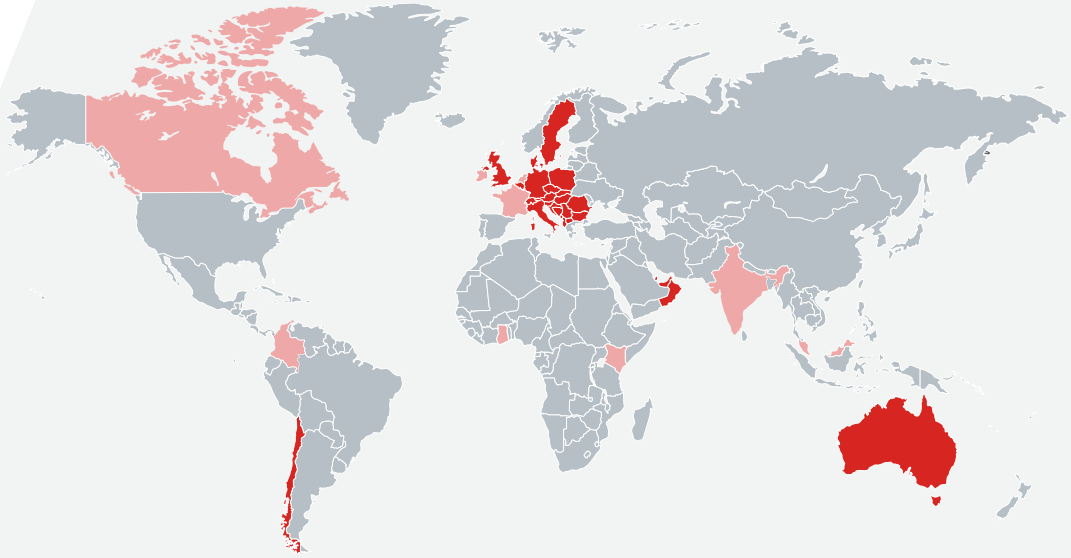

local presence | project business | Market position

# 1 Market leader in CEE	20.4 Output volume | € bn	31.4 Order backlog | € bn	89.000 Employees

Based on 2025 data

STRABAG
WORK ON PROGRESS

Resilience through 4-fold diversification

STRABAG is in a position to realise **projects of almost all sizes** and in **all segments** for both the **public** and **private** sectors **world-wide**.

This broad positioning helps to balance out economic fluctuations, which has enabled the **EBIT** margin to **more than double** in the last decade.

14.000 construction sites

Diversified **by segment**

Output volume | %

- Transportation infrastructures
- Building construction
- Civil engineering
- Tunnelling
- Building solutions
- Construction materials
- Project development

Diversified **by region**

Output volume | %

- Germany
- Austria
- CEE
- Europe
- International

Diversified **by project size**

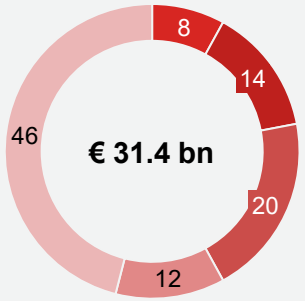

Order backlog | %

- € 0-1 mn
- € 1-15 mn
- € 15-70 mn
- € 70-150 mn
- > € 150 mn

Diversified **by client type**

Output volume | %

- Public
- Private

 Based on 2025 data

STRABAG WORK ON PROGRESS

Innovation and sustainability through technology leadership

By leveraging technology, STRABAG is shaping **the future of construction**. The focus is on standardisation, digitalisation and automation.

This makes construction processes more efficient while delivering innovative and sustainable solutions – all with a clear goal: **to design, build and operate in a climate-neutral way by 2040.**

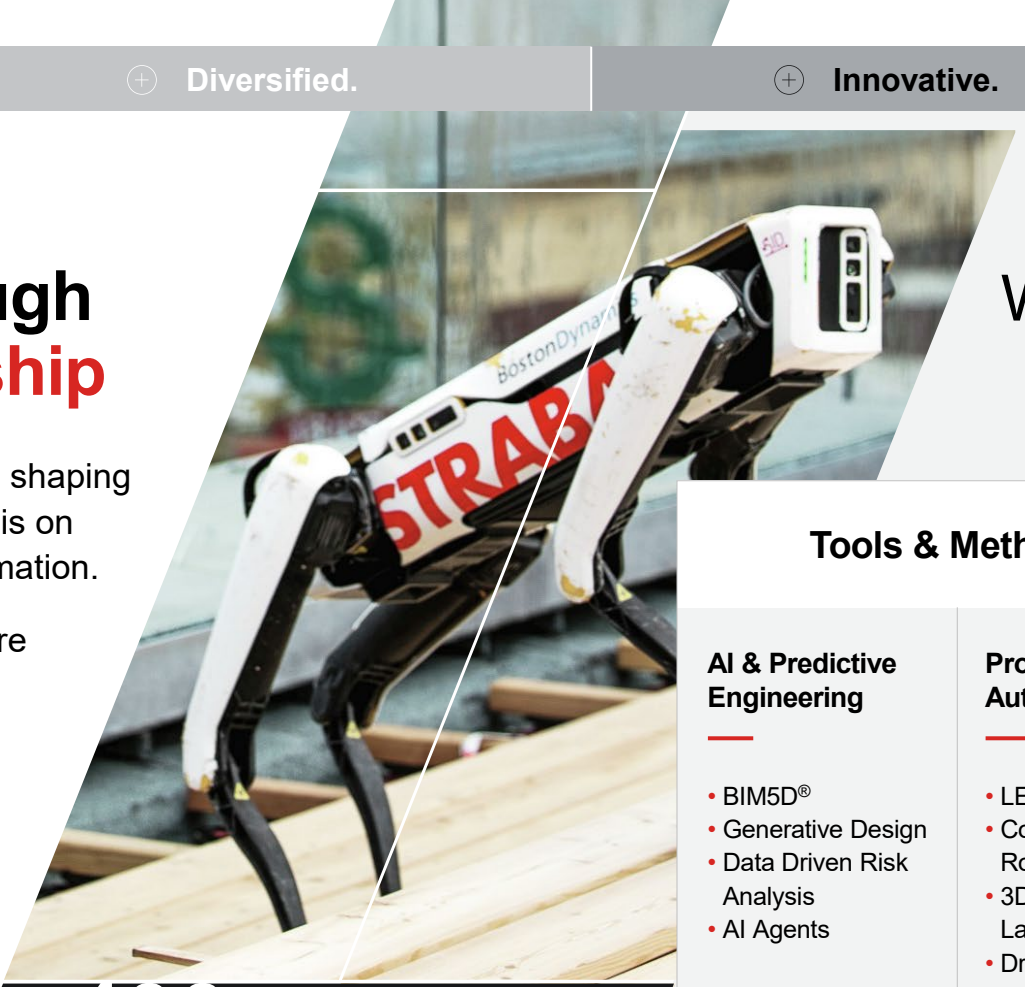

> 250 innovation projects

> 400 sustainability projects

CDP Discloser 2025 | Rated MORNINGSTAR SUSTAINALYTICS | SILVER | Top 15% ecovadis Sustainability Rating OCT 2025 | ISS ESG

We are building the future.

Construction technology group STRABAG

Tools & Methods		Business Models	
AI & Predictive Engineering	**Processes & Automation**	**Industrial Construction**	**Green Tech & Circular Materials**
• BIM5D® • Generative Design • Data Driven Risk Analysis • AI Agents	• LEAN Construction • Construction Robotics & IoT • 3D Printing & Laser Scanning • Drones	• Industrial Prefabrication • Serial Timber-Hybrid Construction • Modular Construction	• Circular Construction • Asphalt Recycling • Low-Carbon Concrete

Technology Core

Data Science Hub | GIS & STRABAG.Maps

STRABAG WORK ON PROGRESS

Stability through financial strength and effective risk management

STRABAG's **financial strength** allows it to act on business opportunities in a flexible manner. **Maintaining this competitive advantage** is therefore a strategic priority.

A **corporate-wide risk management system** ensures uniform and binding standards across geographic borders and – **supported by artificial intelligence** – reduces the risk of loss-making projects.

BBB+ S&P Investment Grade Rating

Equity ratio | %

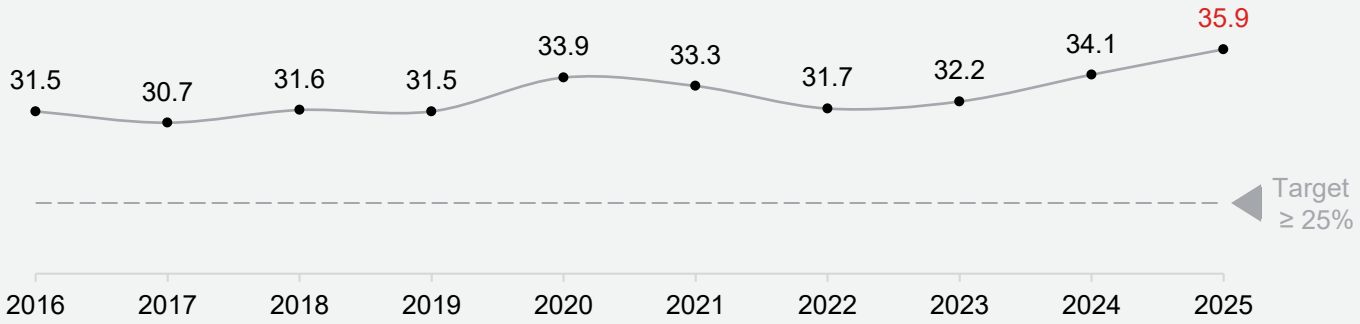

Net cash position | € mn

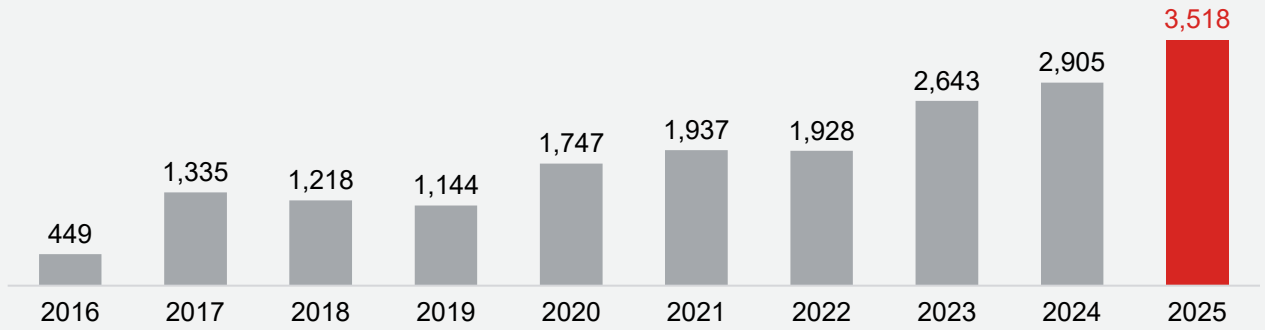

STRABAG WORK ON PROGRESS

Value creation

STRABAG stays committed to sustainable earnings growth – the foundation for a reliable dividend, now and in the future.

STRABAG
WORK ON PROGRESS

Reliable dividend through sustained earnings growth

EBIT | € mn and EBIT margin | %

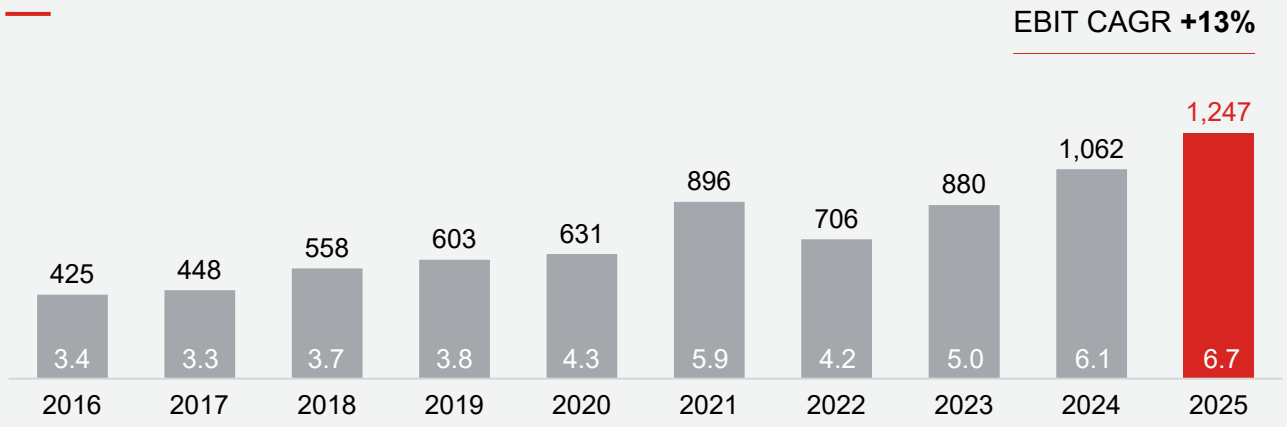

Dividend | € and payout ratio | %

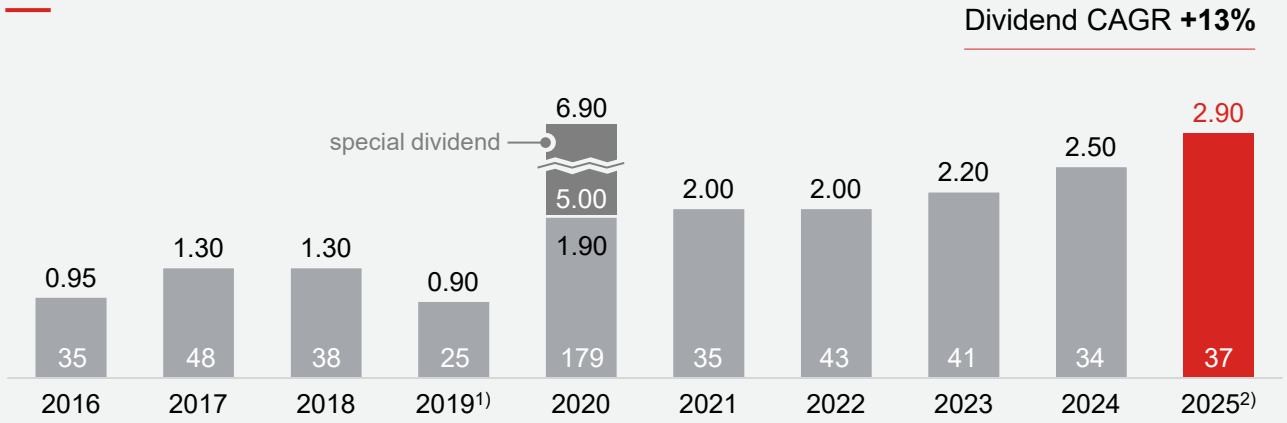

STRABAG plans to increase its EBIT margin to a sustainable 6% from 2030 onwards as a strong basis for a reliable dividend.

With a dividend payout ratio of 30% to 50%[3)], STRABAG offers an attractive shareholder return. As one of the largest listed companies in Austria by market capitalisation, **STRABAG combines scale, market leadership and financial strength.**

The core shareholders are committed to long-term engagement and sustainable value creation.

€ 2.4 bn dividend payout[4] | 2016-25

€ 10.3 bn market cap | April 26

1) Precautionary measure due to Covid-19 | 2) Dividend proposal by the Management Board | 3) Net income after minorities | 4) Including special dividend 2020

STRABAG
WORK ON PROGRESS

Contact

Marco Reiter
Head of Investor Relations
marco.reiter@strabag.com

Asmir Music
Investor Relations Manager
asmir.music@strabag.com

Natascha Schulz
Investor Relations Manager
natascha.schulz@strabag.com

investor.relations@strabag.com
+43 800 880890
strabag.com

STRABAG SE
Donau-City-Str. 9
1220 Vienna | Austria

www.strabag.com