

Solid output growth despite adverse weather conditions

Trading Statement 3M 2026



© ZÜBLIN Scandinavia AB

Disclaimer

This presentation is made by STRABAG SE (the "Company") solely for use at investor meetings and is furnished to you solely for your information.

This presentation speaks as of May 2026. The facts and information contained herein might be subject to revision in the future. Neither the delivery of this presentation nor any further discussions of the Company with any of the recipients shall, under any circumstances, create any implication that there has been no change in the affairs of the Company since such date. None of the Company or any of its parents or subsidiaries or any of such person's directors, officers, employees or advisors nor any other person (i) accepts any obligation to update any information contained herein or to adjust it to future events or developments or (ii) makes any representation or warranty, express or implied, as to, and no reliance should be placed on, the accuracy or completeness of the information contained in this presentation. None of the Company or any of its parents or subsidiaries or any of their directors, officers, employees and advisors nor any other person shall have any liability whatsoever (in negligence or otherwise) for any loss howsoever arising, directly or indirectly, from any use of this presentation. The same applies to information contained in other material made available at the meeting.

This document is selective in nature and is intended to provide an introduction to, and overview of, the business of the Company. Where any information and statistics are quoted from any external source, such information or statistics

should not be interpreted as having been adopted or endorsed by the Company as being accurate. This presentation contains forward-looking statements relating to the business, financial performance and results of the Company and/or the industry in which the Company operates. These statements generally are identified by words such as "believes", "expects", "predicts", "intends", "projects", "plans", "estimates", "aims", "foresees", "anticipates", "targets", and similar expressions. The forward-looking statements, including but not limited to assumptions, opinions and views of the Company or information from third party sources, contained in this presentation are based on current plans, estimates, assumptions and projections and involve uncertainties and risks. Various factors could cause actual future results, performance or events to differ materially from those described in these statements. The Company does not represent or guarantee that the assumptions underlying such forward-looking statements are free from errors nor do they accept any responsibility for the future accuracy of the opinions expressed in this presentation. No obligation is assumed to update any forward-looking statements.

By accepting this presentation, you acknowledge that you will be solely responsible for your own assessment of the market and of the market position of the Company and that you will conduct your own analysis and be solely responsible for forming your own view of the potential future performance of the Company's business.

01

Highlights 3M 2026

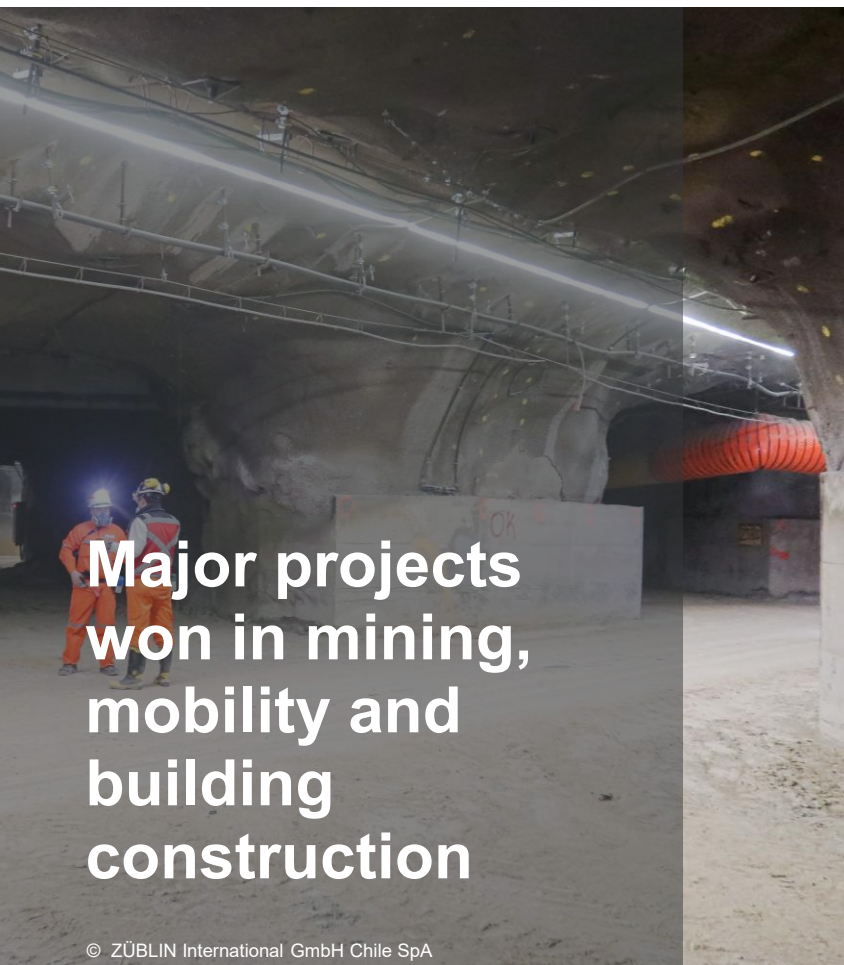




STRABAG has made a successful start to the 2026 financial year. Although the cold temperatures in January and February meant that transport infrastructure projects got under way later than usual, we nevertheless managed to increase our output and further expand our order backlog. This demonstrates the solid demand in our core markets and confirms that our broad positioning enables us to effectively offset such fluctuations.

Stefan Kratochwill
CEO STRABAG SE

Successful start to 2026 for STRABAG



Major projects won in mining, mobility and building construction

© ZÜBLIN International GmbH Chile SpA

Higher output despite cold weather in parts of Europe

Weather-related declines in Poland and Austria more than offset

Order backlog continued to grow in 3M 2026

Major order intakes in Chile and European core markets

Significant output growth expected in 2026

Guidance for full year 2026 confirmed

€ 3.9 bn

+4% vs. 3M 2025



€ 33.1 bn

+18% vs. 3M 2025



~ € 22.0 bn

Output volume 2026



Infrastructure and industrial construction as backbone of growth

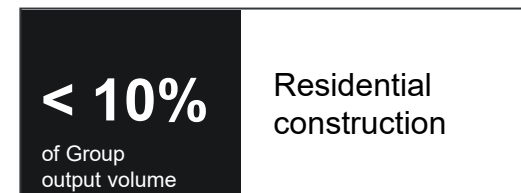
STRABAG more than offsets declining trends in individual construction segments



- High structural demand for mobility infrastructure upgrades in Germany and expansion in CEE
- Catch-up effects in local road construction in Germany expected in 2026



- Positive developments in public and commercial building construction incl. high-tech facilities
- Stabilisation at a low level in residential construction



- Rebalancing of private/public contract mix since Q1 2025
- Further development dependent on interest rates, financing conditions, and construction & land prices



Major projects acquired in key strategic areas



- 1 Transformation of Chile's largest open-pit copper mine Chuquicamata into underground operation
- 2 Final section of Slovenia's 3rd Development Axis (Northern Corridor) – Lot A Velenje expressway
- 3 Construction of sustainable mixed-use urban development B'Ella, Berlin
- 4 Large-scale data centre project in Austria
- 5 Construction of the D35 motorway between Úlibice and Hořice
- 6 Water and wastewater infrastructure project in Bacău County, Romania

Operating segments: ■ North + West ■ South + East ■ International + Special Divisions

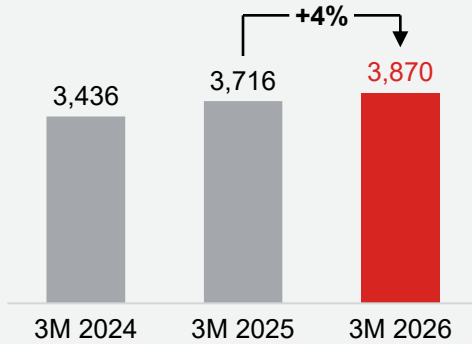
02

Group & Segment Performance 3M 2026

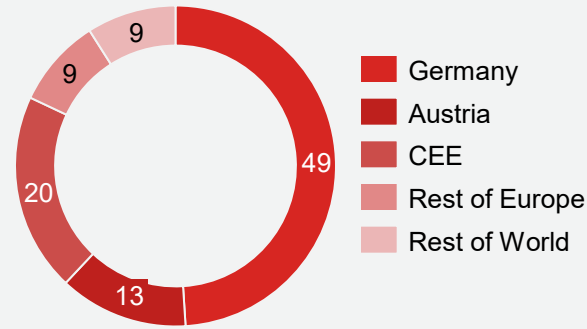


Output and order backlog up in 3M 2026

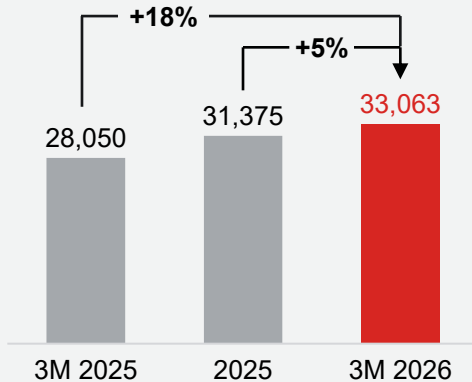
Output volume | € mn



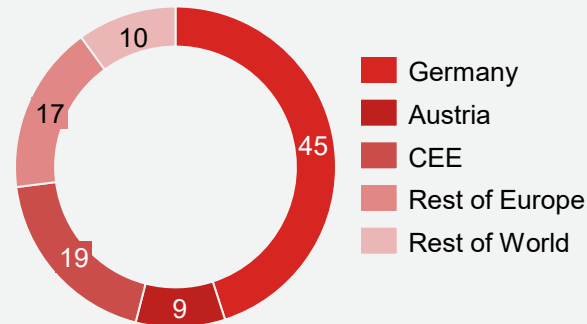
Output volume by region | %



Order backlog | € mn



Order backlog by region | %




Output up despite adverse weather

- Weather-related declines particularly in Poland and Austria
- Declines more than offset by strong growth in Germany and the Czech Republic
- Notable output increases also achieved in Croatia and Slovenia

Order backlog further expanded

- Order backlog up 18% year-on-year and 5% in 3M 2026
- Largest increases in the Americas region (Chile), Austria, the Czech Republic and Germany
- Ratio of order backlog to annual output at 1.5, providing strong forward visibility

Solid performance across all operating segments



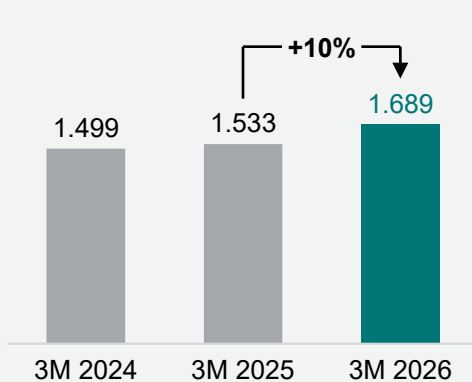
4th, non-operating segment "Other", output volume ~ 1%, not shown

North + West: Germany leads segment growth

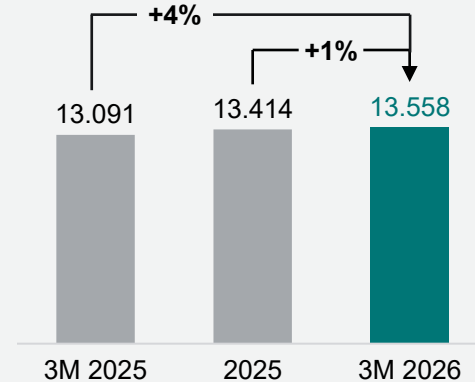
Key Indicators

€ mn	3M 2026	3M 2025	Δ%
Output volume	1,689	1,533	10
Order backlog	13,558	13,091	4
Employees (FTE)	23,212	22,829	2

Output volume | € mn



Order backlog | € mn



Performance 3M 2026

- **Output volume**
 - Germany up, driven by energy infrastructure and building construction
 - Slight increases in Switzerland and Sweden
- **Order backlog**
 - Order backlog up 1% in 3M 2026, driven by Germany
 - Additions in Germany in infrastructure and building construction
 - Stable development in Sweden and Scandinavia; Benelux down from a high level
- **Employees**
 - Higher headcount, mainly in Germany

Outlook on
2026 output

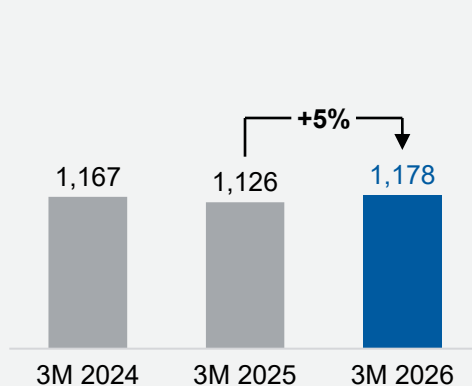


South + East: Weather-related declines more than offset

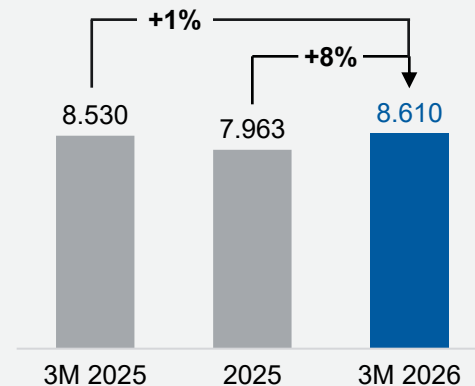
Key Indicators

€ mn	3M 2026	3M 2025	Δ%
Output volume	1,178	1,126	5
Order backlog	8,610	8,530	1
Employees (FTE)	24,411	23,738	3

Output volume | € mn



Order backlog | € mn



Performance 3M 2026

- **Output volume**
 - Poland and Austria down in Q1 due to adverse weather conditions; road construction projects started later
 - Declines more than offset by growth, particularly in the Czech Republic, Croatia and Slovenia
- **Order backlog**
 - Order backlog up 8% in 3M 2026
 - Robust growth in Austria and the Czech Republic
 - Additional increases in Poland, Croatia and Slovakia, mainly in infrastructure
- **Employees**
 - Higher headcount, mainly in Poland, Romania and Croatia

Outlook on
2026 output

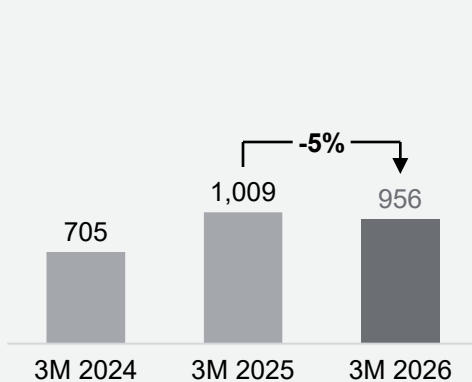


International + Special Divisions: Order backlog further expanded

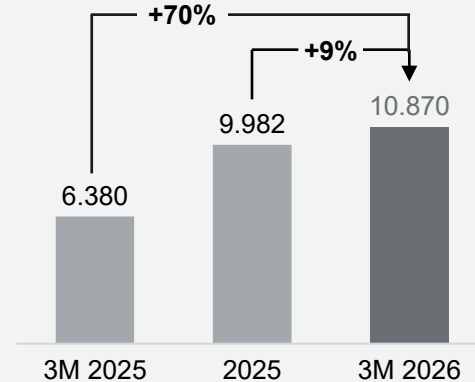
Key Indicators

€ mn	3M 2026	3M 2025	Δ%
Output volume	956	1,009	-5
Order backlog	10,870	6,380	70
Employees (FTE)	22,232	22,310	0

Output volume | € mn



Order backlog | € mn



Performance 3M 2026

- **Output volume**
 - Decline in output driven by real estate development: high prior-year base from major project starts (land acquisition and planning phase)
 - Output growth, among others, in Energy Infrastructure and the UK
- **Order backlog**
 - Order backlog up 9% in 3M 2026
 - Growth in Q1 driven by major order intake in Chile (mining), followed by Germany and the UK
- **Employees**
 - Higher headcount in the Middle East and the Czech Republic; lower in the Americas due to completion of major projects

Outlook on
2026 output



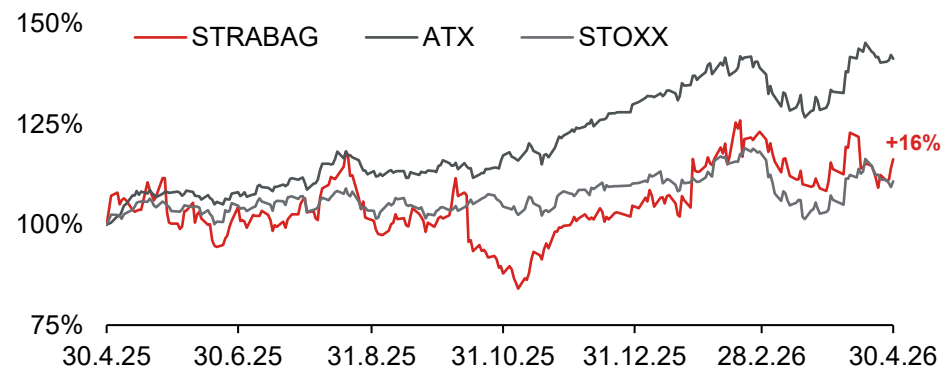
04

Share & Outlook 2026



STRABAG on the capital markets

STRABAG share price development

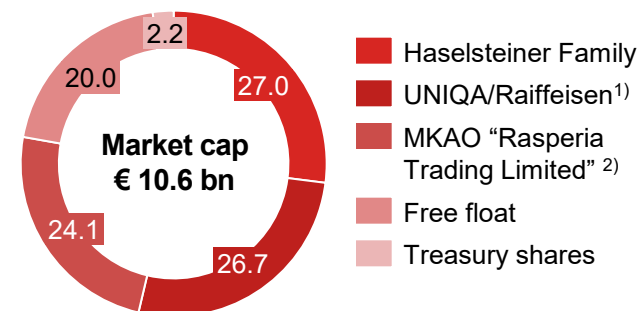


Consensus

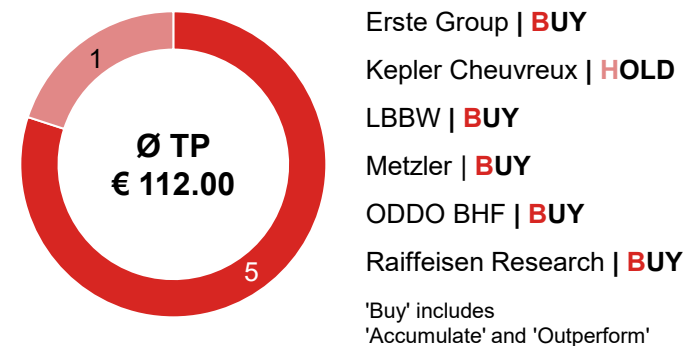
	2025e	2026e	2027e
Revenue (€ mn)	18,728	20,279	21,392
Adjusted EBIT including associates (€ mn)	1,236	1,140	1,238
Reported net income after minorities (€ mn)	876	790	853
Dividend per share (€)	2.98	2.90	3.11
Reported EPS (€)	7.62	6.84	7.39
P/E	10.9	13.4	12.4

1) On 18 February 2026, Raiffeisen-Holding NÖ-Wien sold 2,083,855 STRABAG shares to institutional investors in a private placement (accelerated bookbuilding process).
 On 14 April 2026, UNIQA Österreich Versicherungen AG sold 2,364,440 STRABAG shares to institutional investors in a private placement (accelerated bookbuilding process).
 2) The ongoing asset freeze in line with EU sanctions prohibits MKAO "Rasperia Trading Limited" from exercising all rights associated with its STRABAG SE shares.

Shareholder structure (April) | %



Analyst recommendations



STRABAG SE

Listed on the Vienna Stock Exchange (VSE) since 2007



S&P Rating:
BBB+, outlook stable

ISIN: AT000000STR1
No. of shares: 118 mn



VSE: STR
Bloomberg: STR:AV
Reuters: STRV.VI

Implications of the Iran conflict

STRABAG presence in the Middle East

	<p>No operations in Iran</p> <p>Operations in UAE, Oman, Qatar, Kuwait (one WTE project)</p>		<p>STRABAG Middle East (FY 2025): ~ 1% of Group output</p>
---	--	---	---

Energy and material price developments

 	<p>Notable price increases in fossil energy and oil-based materials</p> <ul style="list-style-type: none">• Fuel• Electricity• Natural gas• Bitumen (used in road construction)
---	---

Implications for STRABAG

	<p>Projects are running</p> <ul style="list-style-type: none">• All projects in the Middle East are operational, under enhanced security precautions and in line with authorities' recommendations. <p>Supply is secured, cost risks are actively managed</p> <ul style="list-style-type: none">• Security of supply for energy, fuel and bitumen currently ensured• Frame contracts in place, particularly for electricity and natural gas• Price escalation clauses in customer contracts where feasible• Centrally managed, international bitumen procurement
---	---

Business model resilience has already been demonstrated during the COVID-19 pandemic.

Full-year 2026 guidance confirmed



Output volume

Based on high order backlog and expected contributions from acquisitions

EBIT margin

EBIT margin 2026 expected in a 5.0%–5.5% range

Net investments

Cash flow from investing activities

~ € 22 bn



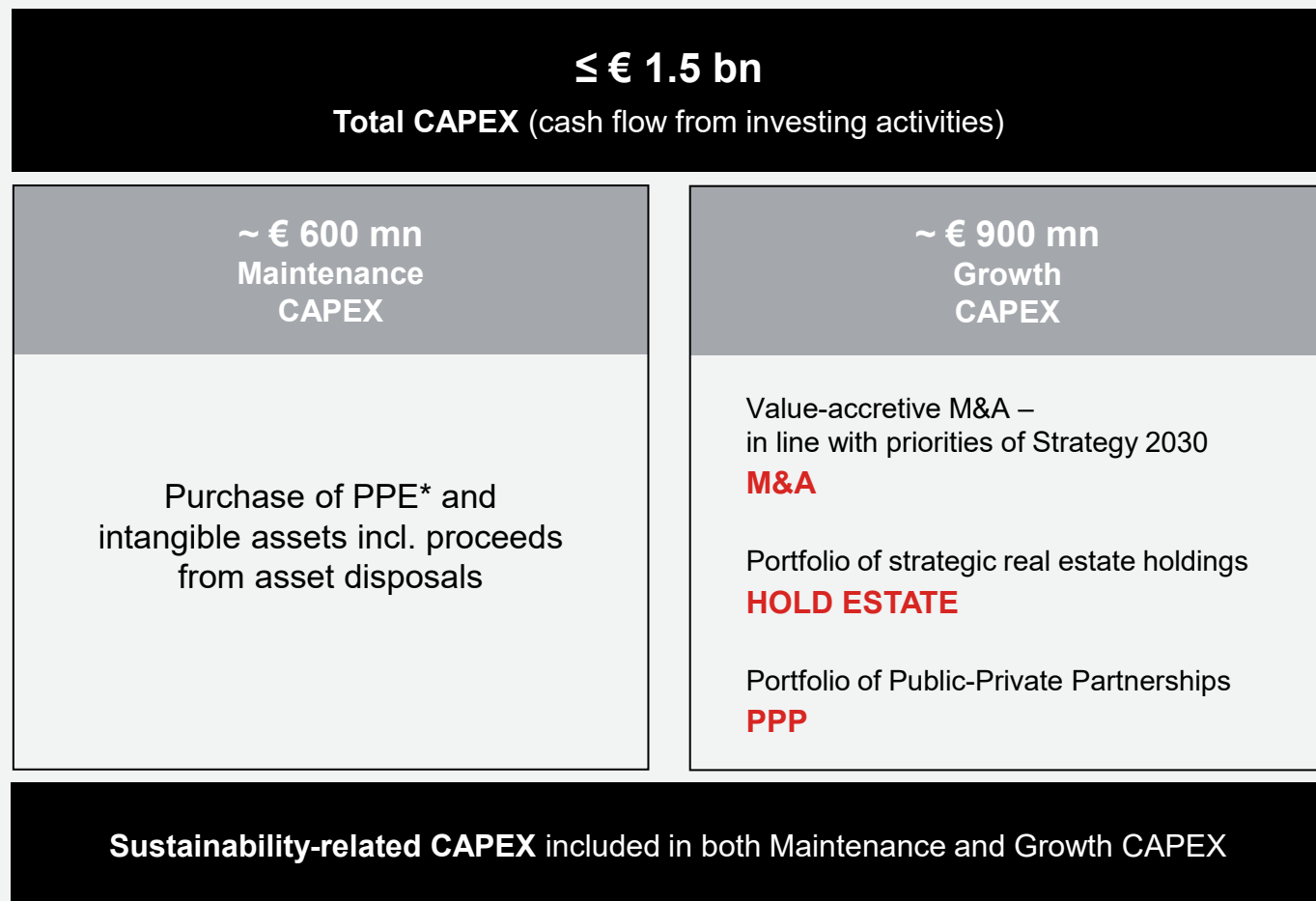
5.0%–5.5%



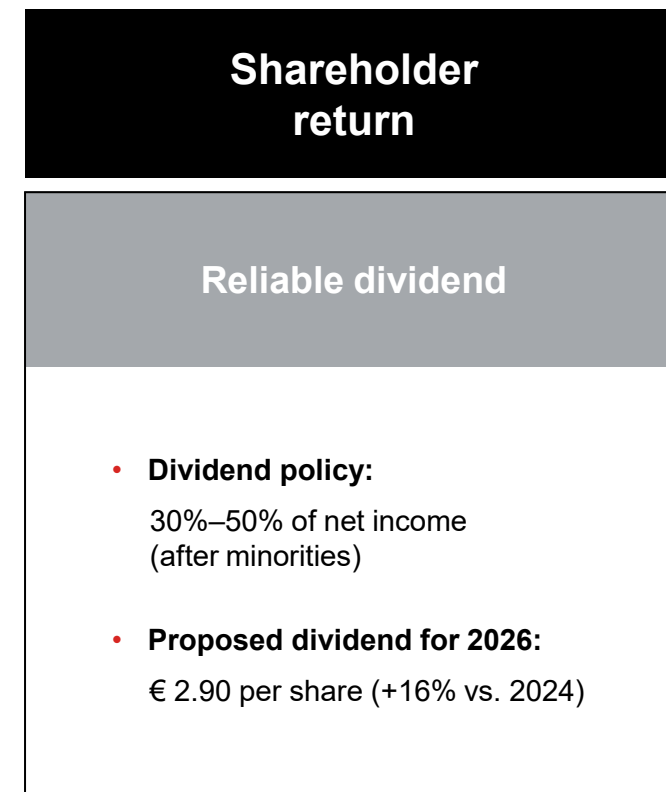
≤ € 1.5 bn



Capital allocation policy 2026



* PPE = Property, Plant and Equipment



Financial calendar 2026



The dates listed here are provisional. All dates are subject to change during the year.

Contact

Marco Reiter

Head of Investor Relations
marco.reiter@strabag.com



Asmir Music

Investor Relations Manager
asmir.music@strabag.com



Natascha Schulz

Investor Relations Manager
natascha.schulz@strabag.com



investor.relations@strabag.com
+43 800 880890
strabag.com

STRABAG SE
Donau-City-Str. 9
1220 Vienna | Austria



www.strabag.com